

LOCK-IT-WELL

Pty Ltd

"Your Key to the Right Connection"



KEJB1

'R' Series available with optional surface mounting boxes in water resistant or standard 101mm x 101mm x 91mm

12 Helen St
Heidelberg West VIC 3081
Ph (03) 9459 9907 Fax (03) 9459 6560
www.lockitwell.com.au

CATALOGUE 2009



OVAL3/SS

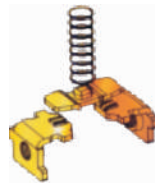
Oval series available with optional Stainless Steel mounting plate 70mm x 115mm x 2mm

For further information regarding our Security Key Switches, including:



Oval Series (O Series)

Standard with small and large mounting plates in 4 standard switching configurations complete with C4 cylinder.



**Hi-tech multi
voltage contacts**



Auto Door Series (A Series)

Security fixing with removable cylinder from front Key removal in multiple positions.

Standard Series (K Series or EZY Series)

Standard with small and large mounting plates in 4 standard switching configurations complete with C4 cylinder.

Removable (R Series)

Available in most key profiles. Cylinder removal from front. Key removal in multiple positions.

Lift Mount (E Series)

Wide range of lift mount key switches
Flush mount and bezel.




**Please Contact Sales - (03) 9459 9907
or visit us on www.lockitwell.com.au**

LOCK-IT-WELL

Your Key to the Right Connection

"Auto Series"

Automatic Doors



Designed for control of Automatic doors on commercial building (Can be used for other applications). The "A" series uses a unique removable cylinder enabling convenient master keying and key recombinations. The lock cylinder also serves to lock in place a metal cover protecting the mounting screws from removal.



AL525003

"A" = 30mm
1 Stage



AL545021


"A" = 38mm
2 Stage



AL515004

"A" = 36mm
1 Stage Spring Return

Hi-tech multi voltage contacts



Note: Refer to Switch Circuits for Stage No.

How To Order



The Example shown is for a Auto Series Lockwood 6-pin inline mullion mount, with key removal in 4 positions Multi-Voltage switch.

AL545021

Digit 1
"A = Auto Series"

Digit 3
Mounting Type
"5 = Mullion"

Digit 5
Electrical Rating
"5 = 10Amp Multi-Volt"

Digit 2 "Lock Type"

A Astra
B Bilock
D Abloy(Protec & Disklock)
E Efc
G Kaba Modular
H Kaba Gege
K Kaba Quattro (Old Size Core)
L Lockwood (6-Pin Inline)
P Binary Plus
S Schlage
T Lockwood Twin
V Lockwood V7
W Evva
O Other

Digit 4 "Key Removal"

1 Position
2 Position
3 Position
4 Position
5 Position



"A Series"
Cylinder Cam
LIW Code "PA05"

Digit 6,7&8

"Switch Circuits"

Note: Refer to full switch circuits for other switch configurations

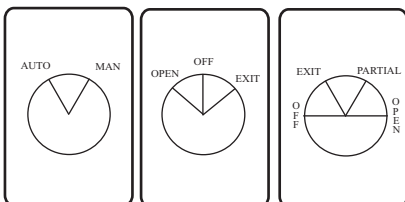
Key
■ = Contact
○ = Terminal
← = Spring Ret
| = Link

Spring Return	Two Position	Three Position	Five Position
<p>004 BWN (SK2) position</p> <p>OFF/ON 1 N/O 1 N/C SPRING RETURN</p>	<p>003 BWN (SK1) position</p> <p>OFF/ON 1 N/O 1 N/C CHANGE OVER</p>	<p>005 position</p> <p>ON/OFF/ON DOUBLE-THROW CENTRE OFF isolated contacts</p>	<p>290 position</p> <p>BESAM AUTO DOOR - 5 POSITION</p>
<p>008 position</p> <p>OFF/ON 2 Pole SPRING RETURN</p>	<p>001 position</p> <p>OFF/ON 2 pole</p>	<p>006 position</p> <p>ON/OFF/ON DOUBLE-THROW WITH CENTRE OFF</p>	
<p>007 position</p> <p>ON/OFF/ON SPRING RETURN TO CENTRE</p>	<p>033 position</p> <p>OFF/ON 1 N/O 1 N/C CHANGE OVER WITH COMMON</p>	<p>011 position</p> <p>3 POSITION MULTI-STEP</p>	<p>999 you specify position</p>
Four Position			
<p>021 position</p> <p>1 = White 2 = Yellow 3 = Red 4 = Green 5 = Blue 6 = Blue 7 = Blue</p> <p>BWN (SK4) 4 POSITION MULTI-STEP</p>	<p>041 position</p> <p>1 = Yellow 4 = Black 2 = White 6 = Green 3 = Red 8 = Blue</p> <p>BWN 88 SERIES - LOCK</p>	<p>279 position</p> <p>KONE ELEVATORS</p>	
<p>046 position</p> <p>1 = Black 2 = Red 3 = White 4 = Yellow 5 = Blue 6 = Blue 7 = Green</p> <p>EDINGTON AUTO DOORS</p>	<p>047 Key Removable all positions 048 Key Captive in Auto and Hold</p> <p>EFKO AUTO DOOR</p>	<p>040 position</p> <p>1 - 4 on unit 2 - 2 on unit 4 - 1 on unit 6 - 7 on unit 7 - 10 on unit 8 - 11 on unit</p> <p>88 SERIES STD - FRB ADS master matic</p>	
<p>162 position</p> <p>1 = 2 = 3 = White 4 = Red 5 = Black 6 = Blue</p> <p>"LOCK" HORIZON / RPN DOORS</p>	<p>163 position</p> <p>1 = Blue 2 = White 3 = Green 4 = Orange 5 = 6 = Black</p> <p>"Standard" HORIZON / RPN doors</p>	<p>237 position</p> <p>1 = Yellow 2 = White 3 = Black 4 = 5 = Green 6 = 7 = 8 = Red</p> <p>"HD3000" HORIZON doors</p>	
<p>**Note** This page only contains a selected range of standard circuits. Almost any other circuit can be produced on request</p>			
<p>269 position</p> <p>1 Stage</p> <p>(IR) DOR-O-MATIC "D" SERIES</p>	<p>280 position</p> <p>1 - RED 2 - BLACK 3 - YELLOW 4 - 5 - BLUE 6 -</p> <p>VBH - GEZE</p>		

Engraving

"Laser Etching"

Some switch types have common engraving. If you have special requirements Please show them in the following way at time of order.



Note: Charges may apply

Optional Extras




5mm Spacer
LIW Order Code "PC09"




Stainless Steel Mount
LIW Order Code "PZ11"

“R Series” Removal Cylinder



Panel Mount	“A” Stage		“B”
	1	2	
Digit 5 = 1,4,7	61mm	70mm	43mm
Digit 5 = 2	65mm	77mm	47mm

Max Material Thickness 4mm




Note: Bezel Hole
Size = 26mm

Lift Mount	“A” Stage		“B”
	1	2	
Digit 5 = 1,4,7	71mm	81mm	43mm
Digit 5 = 2	75mm	88mm	47mm

Thread Max Material Thickness 22mm
Cylinder Max Material Thickness 2.5mm

Optional Mounting Types



Surface Box
LIW Order Code “KEJB1”



Water Resistant Box
LIW Order Code “KEWP1”



Stainless Steel
LIW Order Code “PZ11”

The “R” series uses a unique removable cylinder enabling convenient master keying and key recombination of rental properties. The key may be removed or held captive in any switched position. This series is available in a variety of mounting types including panel, lift, bezel and wall plate. It is also available in a wide range of switching configurations.

Features

- Incorporates specialised lock cylinders for key removable in multiple positions.
- Cylinder removable from front without risk of the switch falling apart.
- May be master keyed into most common lock brands and high security lock systems.
- Electrical isolated cylinder for added safety

How To Order

RL121003

Digit 1
"Removable
Series"



The Example shown is for a R-Series
Lockwood 6-pin inline, Panel mount,
with key removal in 2 positions at 240V
at 10 amp switch.

Digit 2 "Lock Type"

A Astra
B Bilock
D Abloy (Protec & Disklock)
E Efc
G Kaba Modular
H Kaba Gege
K Kaba Quattro
(Old Size Core)
L Lockwood
(6-Pin Inline)
P Binary Plus
S Schlage
T Lockwood Twin
V Lockwood V7
W Evva
O Other

Digit 3 "Mounting"



1 Panel



2 Bezel



3 Lift

Digit 4 "Key Removal"

1 Position
2 Position
3 Position
4 Position
5 Position
6 Position

Spring Return=1 Position.
Note: Specify if Captive
Positions are Required.

Digit 5

"Electrical Rating"

1 -Mains Voltage (Standard)

Silver Button Contacts
AC21A 20Amp
DC1 24V-20Amp

2 -Mains Voltage/Amps

Silver Button Contacts
AC21A 32Amp
DC1 24V-25Amp

4 -Low Current (Low Bounce)

Silver H-Bridge Contacts
AC21A 12V-5Amp
DC1 12V-3Amp

7 -PLC Data (Low Bounce)

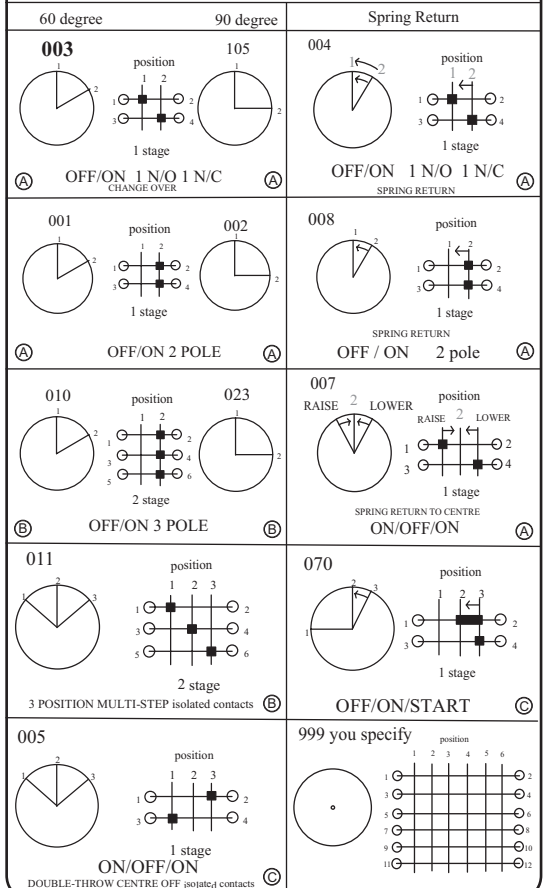
Gold H-Bridge Contacts
AC21A 12V-2Amp
DC1 12V-1.5Amp

Digit 6,7&8

"Switch Circuits"

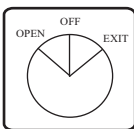
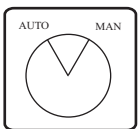
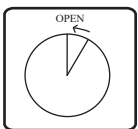
Key
■ = Contact
○ = Terminal
← = Spring Ret

Note: Refer to full switch circuits for other switch configurations



Engraving

Some switch types have common
engraving. If you have special requirements
Please show them in the following way at time of order.



Note: Charges may apply



"R Series"
Cylinder Cam
LIW Code "PR05"

Optional Mounting Types



Surface Box Mounting

LIW Order Code "KEJB1"
100mm X 100mm X 100mm
Order with Panel Mounting Only



Water Resistant Box Mounting

LIW Order Code "KEWP1"
100mm X 100mm X 100mm
Order with Panel Mounting Only



Stainless Steel Mount

LIW Order Code "PZ11"
75mm X 115mm
Order with Panel Mounting Only



Clipsal 2000 Series Wall

LIW Order Code "WALL"
75mm X 115mm
Order with Panel Mounting Only



Flush Fit - Studless

LIW Order Code "DL Studless"
Diameter = 40mm Hole Size = 36mm
Order with Lift Mounting Only



“K Series” Standard

High Quality
Switch Contacts

Incorporates 530
Style Cylinder

Cylinder Removal
Without Switch Falling
Apart

Standard Panel
Mount Fitting



Panel Mount	“A” Stage		“B”
	1	2	
Digit 5 = 1,4,7	62mm	72mm	43mm
Digit 5 = 2	76mm	80mm	47mm
Digit 5 = 5 EZY-Series	55mm	63mm	33mm

Features

- Incorporates standard 530 Key Entrance Set Lock cylinders.
- Supplied with four fixing points for a high strength mounting
- Cylinder easily removed and re-assembled without risk of the switch falling apart.
- May be master keyed into all common lock brands and high security lock systems.
- Lazy cam allows for key removal in both off and on positions. Captive key also available

EZY Series

- Supplied complete with 530 Style compatible cylinder and two keys.
- Supplied with 115 x70 Clipsal 2000 Series mounting plate.

EZY 1

Lazy Cam
1 N/O, 1 N/C changeover
KL125105



EZY 2

Spring Return
1 N/O, 1 N/C changeover
KL115004



EZY 3

Spring Return to Centre
ON / OFF / ON
KL115007



EZY 4

Captive Key
1 N/O, 1 N/C changeover
KL115003



How To Order

KL115007

Digit 1
"Standard Series"

Digit 3
"Panel Mount"



The Example shown is for a K-Series Lockwood 6-pin inline, Panel mount, with Spring Return To Centre with a Multi-Voltage Contacts

Digit 2

"Lock Type"

C L/W Wafer
D Abloy
F Lock Focus
Q Bilock QCC
L Lockwood
(530 Cyl)
V Lockwood V7
O Other

Digit 4

"Key Removal"

- 1 Position
(Fixed Cam)
- 2 Position
(Lazy Cam)

Note1: Lazy Cam is Non-Key Indicating (Except Bilock QCC).
Note2: If Key Indication Required use R-Series.

Digit 5

"Electrical Rating"

- 1 - Mains Voltage_(Standard)
Silver Button Contacts
AC21A 20Amp
DC1 24V-20Amp
- 2 - Mains Voltage/Amps
Silver Button Contacts
AC21A 32Amp
DC1 24V-25Amp
- 4 - Low Current_(Low Bounce)
Silver H-Bridge Contacts
AC21A 12V-5Amp
DC1 12V-3Amp
- 5 - Multi Volt_(Standard Small)
Special Multi-Voltage Contacts
AC21A -10Amp
DC1 24V-6Amp
- 7 - PLC Data_(Low Bounce)
Gold H-Bridge Contacts
AC21A 12V-2Amp
DC1 12V-1.5Amp

Fixed or Lazy?

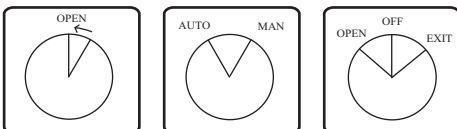
Fixed cam's allow the key to be removed in the 12 O'clock position only.

Lazy cam's allow the key to be removed in any position, However the key way will always point to 12 O'clock to allow removal.

An exception to this rule is Bilock QCC where we broach the sidebar's in any location allowing key removal.

Engraving

Some switch types have common engraving. If you have special requirements Please show them in the following way at time of order.



Note: Charges may apply

Note

This page only contains a selected range of standard circuits

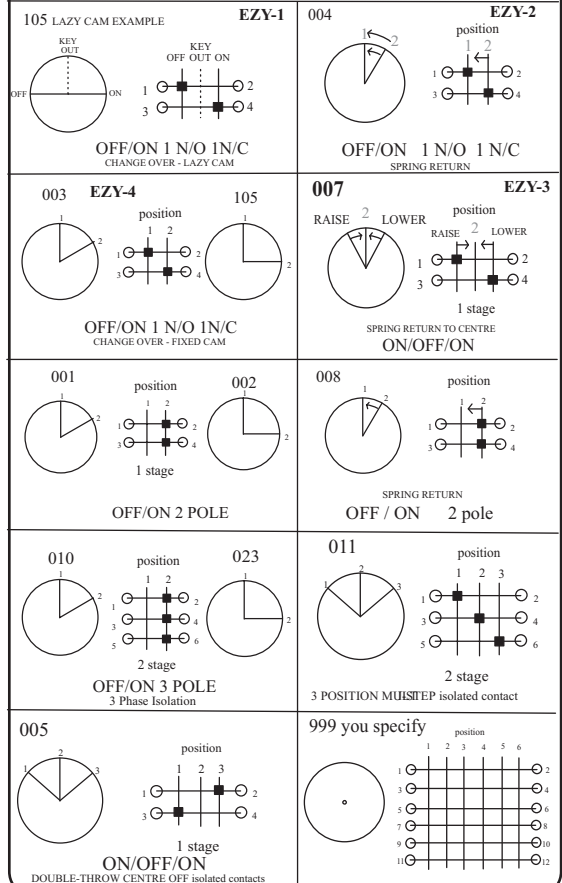
Almost any other circuit can be produced on request

Digit 6,7&8

"Switch Circuits"

Key
■ = Contact
○ = Terminal
← = Spring Ret

Note: Refer to full switch circuits for other switch configurations



Optional Mounting Types



Surface Box
LIW Order Code "KEJB1"
100mm X 100mm X 100mm



Water/Chemical Resistant Box
LIW Order Code "KEWP1"
100mm X 100mm X 100mm




Stainless Steel
LIW Order Code "PZ13"
75mm X 115mm



Clipsal 2000 Series Wall
LIW Order Code "WALL"
75mm X 115mm

“O Series” Oval



Features

- Incorporates standard Oval lock cylinders.
- Cylinder easily removed and re-assembled without switch removal.
- May be master keyed into all common lock brands and high security lock systems.
- Lazy cam allows for key removal in both off and on positions. Captive key available.
- Electrical isolated cylinder with self extinguishing body for safety

OVAL Series

- Supplied complete with 570 Series compatible cylinder and two keys.
- Supplied with 115 x70 Clipsal 2000 Series mounting plate.

OVAL 1

Lazy Cam
1 N/O, 1 N/C changeover
OL125105



OVAL 2

Spring Return
1 N/O, 1 N/C changeover
OL115004



OVAL 3

Spring Return to Centre
ON / OFF / ON
OL115007



OVAL 4

Captive Key
1 N/O, 1 N/C changeover
OL115003



How To Order



The Example shown is for a O-Series Lockwood 570, Switch mount, with Spring Return one way with a Multi-Voltage Contacts

OL415004

Digit 1
"OVAL Series"

Digit 3
"Switch Mount"

Digit 2

"Cylinder Type"

The Oval Keyswitch uses a standard 570 style cylinder. The switch is provided with the cylinder retainer

Digit 4

"Key Removal"

1 Position
(Fixed Cam)

2 Position
(Lazy Cam)

Note1: Lazy Cam is Non-Key Indicating

Note2: If Key Indication Required use R-Series.

Digit 5

"Electrical Rating"

1 - Mains Voltage(Standard)

Silver Button Contacts
AC21A 20Amp
DC1 24V-20Amp

2 -Mains Voltage/Amps

Silver Button Contacts
AC21A 32Amp
DC1 24V-25Amp

4 - Low Current(Low Bounce)

Silver H-Bridge Contacts
AC21A 12V-5Amp
DC1 12V-3Amp

5 - Multi Volt(Standard Small)

Special Multi-Voltage Contacts
AC21A -10Amp
DC1 24V-6Amp

7 - PLC Data(Low Bounce)

Gold H-Bridge Contacts
AC21A 12V-2Amp
DC1 12V-1.5Amp

Fixed or Lazy?

Fixed cam's allow the key to be removed in the 12 O'clock position only.

Lazy cam's allow the key to be removed in any position, However the key way will always point to 12 O'clock to allow removal.



Cylinder Cam
LIW Code "PO05"



Cylinder Fixing Pin
LIW Code "PO06"

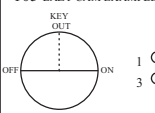
Digit 6,7&8

"Switch Circuits"

Key
■ = Contact
○ = Terminal
← = Spring Ret

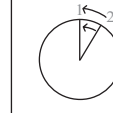
Note: Refer to full switch circuits for other switch configurations

105 LAZY CAM EXAMPLE



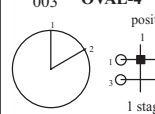
OVAL-1

004



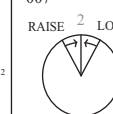
OVAL-2

003



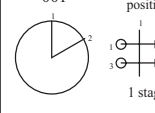
OVAL-4

105

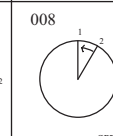


OVAL-3

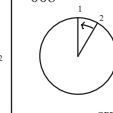
001



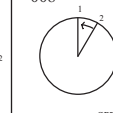
002



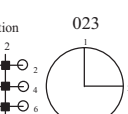
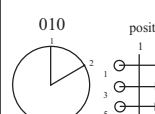
007



008

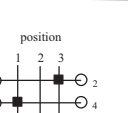
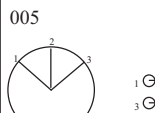


010

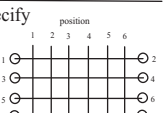


023

****Note****
This page only contains a selected range of common circuits
Almost any other circuit can be produced on request



999 you specify



Optional Mounting Types



Surface Box Mounting
LIW Order Code "KEJB1-OVAL"
100mm X 100mm X 100mm





Stainless Steel Mount
LIW Order Code "PZ25"
75mm X 115mm



Clipsal 2000 Series Wall
LIW Order Code "OVAL WALL"
75mm X 115mm


“E Series” Elevator



Lift Mount	“A”	Stage		“B”
		1	2	
Waffer	24mm	-	-	-
Bilock	29mm	-	-	-
Medeco	32mm	-	-	-
Digit 5 = 5	-	28mm	36mm	33mm
Digit 5 = 1,4,7	-	30mm	40mm	43mm
Digit 5 = 2	-	34mm	47mm	47mm

Note: Refer to Switch Circuits for Stage No.

**Hi-tech multi
voltage contacts**




The "E" series is primarily designed for use on Lifts and elevators. It meets the strict elevator regulations and can be supplied to suit standard or unique lift key codes. Circuits to suit most lift manufactures are available off the shelf.

How To Order

E C 3 2 5 1 2 0

Digit 1
"Removable
Series"



The Example shown is for a E-Series
Wafer keyed, Lift mount,
with key removal in 2 positions
with a multi-voltage switch.

Digit 2

"Lock Type"

C Wafer YA17, LW3
M Medeco
Q Bilock QCC
R Wafer Reverse YA17R
U Medeco Removable

Digit 3

"Mounting"



2 Bezel



3 Lift

Digit 4

"Key Removal"

1 Position
2 Position
3 Position

Spring Return=1 Position.
If Key Captive Required
Please Indicate Position.

Digit 5

"Electrical Rating"

1 - High Voltage^(Standard)

Silver Button Contacts
AC21A 20Amp
DC1 24V-20Amp

2 - High Voltage/Amps

Silver Button Contacts
AC21A 32Amp
DC1 24V-25Amp

4 - Low Current^(Low Bounce)

Silver H-Bridge Contacts
AC21A 12V-5Amp
DC1 12V-3Amp

5 - Multi Volt^(Standard Small)

Special Multi-Voltage Contacts
AC21A -10Amp
DC1 24V-6Amp

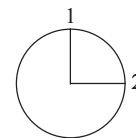
7 - PLC Data^(Low Bounce)

Gold H-Bridge Contacts
AC21A 12V-2Amp
DC1 12V-1.5Amp

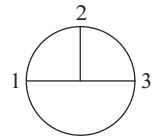
Digit 6,7&8

"Switch Circuits"

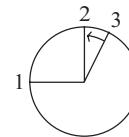
Note: Please refer to the relevant circuit brochure attached or available online at www.lockitwell.com.au under the downloads section of the lift switches



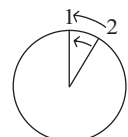
Two Position
Circuit Brochure ID: LCIRC4



Three Position
Circuit Brochure ID: LCIRC5



Two Position with
Spring Return
Circuit Brochure ID: LCIRC6



Spring Return One Way
Circuit Brochure ID: LCIRC7

Note

Almost any circuit can be
produced on request

Studless Surrounds Types

Available in Silver, Red and Black as Standard



Large Studless

LIW Order Code "D-Studless"
Diameter = 40mm / Hole Size = 36mm
Order with Lift Mounting Only



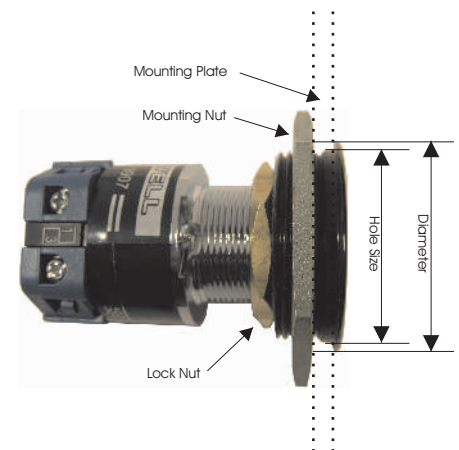
Medium Studless

LIW Order Code "O-Studless"
Diameter = 36mm / Hole Size = 33mm
Order with Lift Mounting Only



Small Studless

LIW Order Code "S-Studless"
Diameter = 31mm / Hole Size = 28mm
Order with Lift Mounting Only



Others colours available on request:

Lock It Well P/L attained ISO 9001:2000 quality accreditation in 1996. Our commitment to quality guarantees customer satisfaction and ensures ongoing improvement to our systems. Our training program and R&D development guarantee an ongoing high standard of product and service.

Lock It Well P/L produce a large range of security switches that can be readily adapted to suit specialised requirements. Our experience includes the design and manufacture of specific purpose switches for installations including military use, Rail line signaling, Optic fibre Communication net works and high security use on Armoured vehicles. Numerous other uses including Radar tower safety devices found at all major Airport facilities in Australia, is an example of product involving both mechanical and electrical interlocking

Lock It Well P/L switches utilise the world acclaimed Kraus & Namer contact blocks. We incorporate two types of contact systems within our products. Self cleaning H bridges with cross wire contacts for electronic and low voltage switching down to 30 millivolts. The other, a rigid double bridge with silver contacts providing high make and break capabilities. Our compact range utilises unique multi voltage contacts allowing for a wide range of currents and voltages to be used, from PLC use to 10 amp switching. All switches have finger touch safety terminals. Standard switching increments are 60 degrees with 30 a degree movement on spring return functions. Ninety-degree is also available and is mandatory on lift applications. All switch blocks meet Australian and international standards and have CE certification.

Fire Service "003" Key

Lock It Well P/L also produce a range of Fire Service Cylinders and Key Switches designed to be used on the Fire Service LW3 003



Key Switch

Available in many different switching configurations.




Oval 570 Style

The standard 570 Oval cylinder Supplied with one key only.



Round 201 Style

The standard 201 Round cylinder Supplied with one key only.




Security Key Rings

Security Key Ring's are used to secure keys in group, stopping the separation of keys from the ring without signs of physical tampering. Used widely in the prison and guard industry. Also used in government and council offices for car pool key control.



Stainless Steel Plates

Lock It Well P/L have the machinery and training to make custom specialised Stainless Steel Plates. We have a range of different techniques including: Laser Etching, Rotary Engraved, Engraved & Paint Filled, Laminated Plastic Signs and Vinyl Lettering. We also have guillotine, folding and punch tooling to allow quick turn around time for small batches.



Quality Assured
Company



ISO 9001
FS 537476

Specialised Security Products
Patented & Registered Designs

©copyright Lock It Well 2008

CAT
2008